




## Club Health Assessment for District 23 A through January 2025

			Status	Membership							Reports					Finance		LCIF
Club Number	Club Name	Charter Date		Current Member Count	YTD Members Added	YTD Members Dropped	YTD Net Growth	YTD Net Growth%	Member Count 12 Months Ago	Avg. length of service for dropped members	Months Since Last MMR ***	Yrs. Since Last Officer Report	President Rotation	Vice President Reported ****	Months Since Last Activity Report ***	Account Balance	Donations for current Fiscal Year	
			Number of times on status quo within last two years	If below 15 members appears				If net loss is greater than 20% appears			If no report in 3 months appears in	When more than one year appears in	Number of repeat terms	Notes the officers that do not have an active	If no report at 12 months appears in red			
Clubs less than two years old																		
172126	Ansonia	06/12/2024	Active	18	1	3	-2	-10.00%	0	1	5		2	M,VP,SC	1		\$40.00	
Clubs more than two years old																		
8958	BEACON FALLS	02/27/1953	Active	28	1	1	0	0.00%	28	20	5		3	N SC	1		\$210.00	
Exc Award (06/30/2023)																		
8959	BETHANY	03/06/1952	Active	59	0	4	-4	-6.35%	60	3	0			R M,SC	0		\$890.00	
Exc Award (06/30/2019, 06/30/2020, 06/30/2021)																		
8960	BETHEL	06/06/1928	Active	6	0	0	0	0.00%	6		8		9	R M,SC	3			
8961	BRANFORD	05/22/1951	Active	55	5	3	2	3.77%	52	8	2			N SC	2		\$1,045.00	
Exc Award (06/30/2023)																		
8962	BRIDGEPORT HOST	02/28/1921	Active	26	2	0	2	8.33%	23		3		3	R SC	0		\$285.00	
Exc Award (06/30/2023)																		
8966	BROOKFIELD	03/03/1966	Active	70	2	2	0	0.00%	71	4	0			VP	6		\$11,715.00	
Exc Award (06/30/2018, 06/30/2022, 06/30/2023)																		
8967	CHESHIRE	10/19/1949	Active	36	1	1	0	0.00%	36	2	1			N SC	0		\$1,720.00	
8968	DANBURY	09/08/1927	Active	89	3	1	2	2.30%	95	6	0			N SC	0		\$6,275.00	
Exc Award (06/30/2022, 06/30/2023)																		
8969	DARIEN	02/17/1949	Active	10	0	0	0	0.00%	11		7		8	R M,SC	0		\$1,000.00	
134305	Derby Centennial	04/18/2018	Active	16	2	1	1	6.67%	14	6	0		3	N M,SC	0		\$1,075.00	
Exc Award (06/30/2023)																		
8971	DEVON	04/30/1942	Active	3	0	0	0	0.00%	3		6		12	R M,SC	8			
68771	EAST HAVEN	05/13/2003	Active	30	3	4	-1	-3.23%	25	1	0		2	R	0		\$125.00	
Exc Award (06/30/2021, 06/30/2023, 06/30/2024)																		
8973	EASTON	04/19/1967	Active	21	0	0	0	0.00%	20		3		2	R M,SC	3			
8974	FAIRFIELD	10/20/1936	Active	2	0	0	0	0.00%	4		6		8	M,VP,SC	4			
8975	GEORGETOWN	02/24/1950	Active	17	1	1	0	0.00%	17	6	2		8	M,VP,SC	17		\$500.00	
8976	GREENWICH	08/28/1923	Active	27	3	2	1	3.85%	26	21	0		2	R	0		\$3,020.00	




# Club Health Assessment for District 23 A through January 2025

			Status	Membership							Reports					Finance	LCIF
Club Number	Club Name	Charter Date		Current Member Count	YTD Members Added	YTD Members Dropped	YTD Net Growth	YTD Net Growth%	Member Count 12 Months Ago	Avg. length of service for dropped members	Months Since Last MMR ***	Yrs. Since Last Officer Report	President Rotation	Vice President Reported ****	Months Since Last Activity Report ***	Account Balance	Donations for current Fiscal Year
			Number of times on status quo within last two years	If below 15 members appears				If net loss is greater than 20% appears			If no report in 3 months appears in	When more than one year appears in	Number of repeat terms	Notes the officers that do not have an active	If no report at 12 months appears in red		
8978	GUILFORD	04/26/1950	Active(1)	5	0	0	0	0.00%	5		1		3	M,VP,SC	3		
8979	HAMDEN	11/17/1949	Active	31	6	4	2	6.90%	25	1	2		2	R	0		\$190.00
	Exc Award (06/30/2024)																
8980	MADISON	02/22/1956	Active	12	1	1	0	0.00%	10	1	0			R	SC	3	
8981	MERIDEN	11/05/1923	Active	114	1	1	0	0.00%	111	47	1			N	SC	0	\$1,390.00
	Exc Award (06/30/2024)																
8982	MIDDLEBURY	02/27/1952	Active	22	0	0	0	0.00%	24		7		4		P,M,VP,SC	3	\$10.00
8983	MILFORD	07/24/1951	Active	19	2	0	2	11.76%	17		3			N	SC	3	\$500.00
8985	MONROE	03/20/1952	Active	11	1	3	-2	-15.38%	13	24	0		4	R	M,SC	3	\$200.00
8986	NAUGATUCK	12/12/1950	Active	7	0	2	-2	-22.22%	9	1	3		3		M,VP,SC	3	\$50.00
8987	NEW CANAAN	03/15/1929	Active	14	0	1	-1	-6.67%	15	36	2		3		M,VP,SC	6	
8988	NEW FAIRFIELD	12/21/1951	Active	46	5	1	4	9.52%	38	33	1				M,VP,SC	2	\$605.00
	Exc Award (06/30/2022, 06/30/2023)																
56805	NEW FAIRFIELD CANDLEWOOD	04/11/1995	Active	19	0	3	-3	-13.64%	22	24	1		2	R	SC	6	
8989	NEW HAVEN	02/09/1922	Active	29	1	1	0	0.00%	30	27	4		2	R		2	\$265.00
	Exc Award (06/30/2022)																
8991	NEWTOWN	11/30/1948	Active	53	4	0	4	8.16%	53		1			R	M,SC	1	\$280.00
	Exc Award (06/30/2018)																
8993	NORTH HAVEN	03/28/1952	Active	16	1	2	-1	-5.88%	15	1	0		3		VP	0	\$1,430.00
	Exc Award (06/30/2020, 06/30/2021, 06/30/2022)																
8994	NORWALK	07/10/1946	Active	24	2	2	0	0.00%	24	14	3		4	R	SC	0	\$100.00
8996	ORANGE	04/23/1952	Active	51	6	4	2	4.08%	49	2	1		2	N	SC	5	\$270.00
	Exc Award (06/30/2018, 06/30/2022)																
8997	OXFORD	03/15/1951	Active	20	0	2	-2	-9.09%	23	1	1		2	R	M,SC	6	
63134	PROSPECT	05/09/2000	Active	5	0	0	0	0.00%	5		9	1	None		P,S,T,M,VP SC	9	
8999	RIDGEFIELD	04/19/1929	Active	27	5	2	3	12.50%	24	20	1		2	N	SC	1	\$10.00
	Exc Award (06/30/2022)																



## Club Health Assessment for District 23 A through January 2025

			Status	Membership							Reports					Finance	LCIF
Club Number	Club Name	Charter Date		Current Member Count	YTD Members Added	YTD Members Dropped	YTD Net Growth	YTD Net Growth%	Member Count 12 Months Ago	Avg. length of service for dropped members	Months Since Last MMR ***	Yrs. Since Last Officer Report	President Rotation	Vice President Reported ****	Months Since Last Activity Report ***	Account Balance	Donations for current Fiscal Year
			Number of times on status quo within last two years	If below 15 members appears				If net loss is greater than 20% appears			If no report in 3 months appears in	When more than one year appears in	Number of repeat terms	Notes the officers that do not have an active	If no report at 12 months appears in red		
9000	SEYMOUR	08/27/1952	Active	48	3	0	3	6.67%	57		2			R	0		\$1,470.00
	Exc Award (06/30/2017, 06/30/2018, 06/30/20																
126536	Southbury Community	01/25/2016	Active	17	0	0	0	0.00%	17		5			N	M,SC	1	\$40.00
9004	STAMFORD	11/11/1965	Active	2	2	0	2	100.00%	0		1			N	S,T,M,SC	1	
9005	STRATFORD	11/22/1929	Active	15	5	4	1	7.14%	7	12	0		2		M,VP,SC	6	\$40.00
	Exc Award (06/30/2024)																
45668	TRUMBULL CENTER	01/27/1986	Active	17	1	0	1	6.25%	17		2				VP,SC	0	\$100.00
132299	Wallingford Bengal Centennial	08/23/2017	Active	11	0	0	0	0.00%	11		20	1	None		P,S,T,M,VP SC	15	
9013	WALLINGFORD LIONS CLUB, INC.	12/18/1967	Active	22	2	1	1	4.76%	21	1	0		3	N	M,SC	5	\$40.00
	Exc Award (06/30/2022, 06/30/2023, 06/30/20																
9008	WATERBURY	10/18/1923	Active	24	1	2	-1	-4.00%	24	29	0				VP,SC	0	\$25.00
9009	WEST HAVEN	04/25/1951	Active	2	0	0	0	0.00%	1		1		2	N	S,T,M,SC	1	
9011	WOLCOTT	04/23/1952	Active	69	2	1	1	1.47%	70	43	0			N	SC	0	
	Exc Award (06/30/2018)																
9012	WOODBIDGE	05/24/1951	Active	8	0	0	0	0.00%	9		6		8		M,VP,SC	3	\$170.00

Clubs Cancelled Previous Fiscal Year – Clubs Cancelled within last 12 months may be reinstated

Club Number	Club Name	Charter Date	Current Status*	Cancellation Date
9006	TRUMBULL	11/30/1950	Cancelled(7*)	07/29/2023

Current Total Clubs Count	YTD New Clubs Count	YTD Cancelled Clubs Count	YTD Net Club Gain	Current Total Members Count	YTD Add	YTD Drop	YTD Net Growth	YTD Net Growth %	Member Count 12 Months Ago	Average Member Count Per Club	% of Clubs with less than 20 members	% No MMR in 3 Months	% No Officer Report in 12 Months	% of Clubs with balance 90+ days	Number of Clubs in Status Quo	% Status Quo Clubs in Financial Suspension	Number of Cancelled Clubs	Average Cancelled Club Age	Members Lost Due to Cancellation	% of Clubs Cancelled for Non-Financial Reasons
47	0	0	0	1,273	75	60	15	1.19%	1,237	27	49%	36%	4%	0%	0	0%	0	0	0	0%



Club Health Assessment for District 23 A through January 2025

			Status	Membership							Reports					Finance	LCIF
Club Number	Club Name	Charter Date		Current Member Count	YTD Members Added	YTD Members Dropped	YTD Net Growth	YTD Net Growth%	Member Count 12 Months Ago	Avg. length of service for dropped members	Months Since Last MMR ***	Yrs. Since Last Officer Report	President Rotation	Vice President Reported ****	Months Since Last Activity Report ***	Account Balance	Donations for current Fiscal Year
			Number of times on status quo within last two years	If below 15 members appears				If net loss is greater than 20% appears			If no report in 3 months appears in	When more than one year appears in	Number of repeat terms	Notes the officers that do not have an active	If no report at 12 months appears in red		

\* - P - Priority Club. Cancellation Reasons: 1-Objectives/conduct, 2-Non-active club, 5-Non-existing club, 6-Disbanding, 7-Merger, 8-Financial Suspension, 9-District/Multiple District Dues.  
\*\* - Abbreviation: P-President, S-Secretary, T-Treasurer, M-Member Chairperson, VP-First Vice President, MC-Communications Chairperson, SC-Service Chairperson  
\*\*\* - Abbreviation: N/R - Never reported using the Lions Clubs website, N/A - Not applicable, No password registered for the Lions Clubs website.  
\*\*\*\* - Abbreviation: N - New, IP - Immediate Past, R - Repeat.



# Club Health Assessment for District 23 B through January 2025

			Status	Membership							Reports					Finance		LCIF
Club Number	Club Name	Charter Date		Current Member Count	YTD Members Added	YTD Members Dropped	YTD Net Growth	YTD Net Growth%	Member Count 12 Months Ago	Avg. length of service for dropped members	Months Since Last MMR ***	Yrs. Since Last Officer Report	President Rotation	Vice President Reported ****	Months Since Last Activity Report ***	Account Balance	Donations for current Fiscal Year	
			Number of times on status quo within last two years	If below 15 members appears				If net loss is greater than 20% appears			If no report in 3 months appears in	When more than one year appears in	Number of repeat terms	Notes the officers that do not have an active	If no report at 12 months appears in red			
Clubs less than two years old																		
177521	Greater Hartford Aikyam	08/16/2024	Active	20	20	0	20	100.00%	0		1			N	SC	N/R		
154083	Riverton (CT)	03/28/2023	Active	29	4	1	3	11.54%	26	1	4			N		5	\$3,235.83	
Clubs more than two years old																		
9014	AVON	06/18/1951	Active	36	1	5	-4	-10.00%	40	4	0		3		T,M,VP,SC	0	90+ Days \$1,100.00	
Exc Award (06/30/2021, 06/30/2022)																		
9015	BARKHAMSTED	10/20/1966	Active	37	0	7	-7	-15.91%	49	6	1		2		VP,SC	0	\$30.00	
Exc Award (06/30/2020, 06/30/2021, 06/30/2022)																		
9016	BERLIN	10/27/1941	Active	120	0	2	-2	-1.64%	117	26	0		2	N	SC	0	\$2,000.00	
Exc Award (06/30/2023, 06/30/2024)																		
9017	BETHLEHEM	05/30/1972	Active(1)	21	1	3	-2	-8.70%	21	20	0			N	M,VP,SC	24+		
9018	BLOOMFIELD	03/05/1942	Active	30	2	0	2	7.14%	27		0		2	N		0		
Exc Award (06/30/2022, 06/30/2023)																		
9019	BRISTOL	03/23/1926	Active	18	0	1	-1	-5.26%	19	5	0		6		T,VP,SC	1	\$7,200.00	
Exc Award (06/30/2021)																		
9020	BURLINGTON	03/12/1968	Active	40	5	2	3	8.11%	37	9	4				M,VP,SC	24	\$800.00	
53441	CANAAN NORTHWEST	06/29/1992	Active	18	0	1	-1	-5.26%	18	7	0				M,VP,SC	4		
9021	CANTON	11/23/1951	Active	22	0	1	-1	-4.35%	23	23	4			IP	SC	3	\$100.00	
Exc Award (06/30/2021)																		
38579	COLEBROOK	06/30/1980	Active	27	1	2	-1	-3.57%	30	21	0		12	R	SC	1	\$595.00	
149081	CONNECTICUT UNITED HEARTS AND HANDS	11/22/2021	Active	11	0	3	-3	-21.43%	15	4	1		3	N	SC	6		
Exc Award (06/30/2023)																		
9022	EAST GRANBY	04/28/1960	Active	11	0	0	0	0.00%	7		11		None		P,T,M,VP,SC	24+		
9023	EAST HARTFORD	01/16/1950	Active	37	1	1	0	0.00%	39	17	0		3	N	SC	8	\$3,617.09	
Exc Award (06/30/2018)																		
9024	EAST WINDSOR	06/29/1953	Active	13	0	6	-6	-31.58%	19	3	0		2		VP,SC	0	\$400.00	
Exc Award (06/30/2022, 06/30/2023)																		



# Club Health Assessment for District 23 B through January 2025

			Status	Membership							Reports					Finance		LCIF
Club Number	Club Name	Charter Date		Current Member Count	YTD Members Added	YTD Members Dropped	YTD Net Growth	YTD Net Growth%	Member Count 12 Months Ago	Avg. length of service for dropped members	Months Since Last MMR ***	Yrs. Since Last Officer Report	President Rotation	Vice President Reported ****	Months Since Last Activity Report ***	Account Balance	Donations for current Fiscal Year	
			Number of times on status quo within last two years	If below 15 members appears					If net loss is greater than 20% appears			If no report in 3 months appears in	When more than one year appears in	Number of repeat terms	Notes the officers that do not have an active	If no report at 12 months appears in red		
9025	ENFIELD	03/31/1942	Active	15	2	1	1	7.14%	13	17	3		7	R	SC	0		\$370.00
Exc Award (06/30/2022)																		
135571	Glastonbury Centennial	06/26/2018	Active	12	3	3	0	0.00%	13	5	0		2	R	SC	0		\$390.00
Exc Award (06/30/2021, 06/30/2023)																		
9027	GRANBY	03/20/1953	Active	49	2	0	2	4.26%	44		1		2	R	SC	1		\$400.00
Exc Award (06/30/2022, 06/30/2023)																		
9028	GREATER HARTFORD HOST	05/18/1922	Active	28	1	1	0	0.00%	27	0	0			N	VP,SC	23		\$250.00
64449	GREATER HARTFORD WEST INDIAN	06/28/2001	Active	32	2	1	1	3.23%	31	6	4		4		T,M,VP,SC	2	90+ Days	
128882	Hartford County Everest Centennial	09/12/2016	Active	42	7	0	7	20.00%	42		5			R		0		\$2,543.00
Exc Award (06/30/2020, 06/30/2021, 06/30/2022)																		
109889	HARTFORD DIVERSITY	12/15/2010	Active	11	0	1	-1	-8.33%	12	2	2		4	R	SC	2		
29404	HARTFORD EVENING	05/29/1974	Active	28	0	5	-5	-15.15%	33	10	1	1	None		P,S,T,M,VP SC	24+		
Exc Award (06/30/2021, 06/30/2022)																		
51701	HARTFORD MULTI-NATIONAL	05/29/1991	Active	26	3	5	-2	-7.14%	34	2	0				VP,SC	1		\$1,700.00
Exc Award (06/30/2023)																		
152799	Hartford Pak-K2	10/17/2022	Active	41	0	0	0	0.00%	37		8			N	SC	N/R		
35723	HARTLAND	06/19/1978	Active	21	0	2	-2	-8.70%	23	18	4		10		S,T,M,VP,SC	10		\$25.00
9029	HARWINTON	01/30/1962	Active	31	1	0	1	3.33%	32		6			N	SC	1		\$2,250.00
35043	KENT	02/03/1978	Active	68	4	5	-1	-1.45%	64	5	0			N	SC	3		
9030	LITCHFIELD	01/30/1950	Active	57	0	1	-1	-1.72%	59	11	1		None		P,M,VP,SC	20		\$1,000.00
9031	MANCHESTER	06/28/1949	Active	18	0	1	-1	-5.26%	18	18	2		2		M,VP,SC	0		
9032	MARLBOROUGH	10/28/1952	Active	20	1	2	-1	-4.76%	24	27	0			N	SC	0		\$500.00
Exc Award (06/30/2021)																		
9033	NEW BRITAIN	07/11/1922	Active	46	0	4	-4	-8.00%	51	26	0				VP,SC	0		\$300.00
Exc Award (06/30/2021, 06/30/2023)																		
9035	NEW HARTFORD	09/17/1970	Active	31	0	0	0	0.00%	29		8		3	R	SC	7		\$1,500.00
Exc Award (06/30/2021, 06/30/2022, 06/30/2023)																		



# Club Health Assessment for District 23 B through January 2025

			Status	Membership							Reports					Finance		LCIF
Club Number	Club Name	Charter Date		Current Member Count	YTD Members Added	YTD Members Dropped	YTD Net Growth	YTD Net Growth%	Member Count 12 Months Ago	Avg. length of service for dropped members	Months Since Last MMR ***	Yrs. Since Last Officer Report	President Rotation	Vice President Reported ****	Months Since Last Activity Report ***	Account Balance	Donations for current Fiscal Year	
			Number of times on status quo within last two years	If below 15 members appears					If net loss is greater than 20% appears			If no report in 3 months appears in	When more than one year appears in	Number of repeat terms	Notes the officers that do not have an active	If no report at 12 months appears in red		
9037	NEW MILFORD	04/18/1929	Active	43	4	0	4	10.26%	38		2		2	N	SC	13		\$35.00
9038	NORFOLK	01/30/1951	Active	19	3	1	2	11.76%	17	7	2		2	R	M,SC	10		
140733	Northwestern Connecticut Cyber Exc Award (06/30/2023)	01/29/2020	Active	22	0	2	-2	-8.33%	26	3	4		4	R	S,T,SC	6		
9039	PLAINVILLE Exc Award (06/30/2024)	05/15/1941	Active	22	1	0	1	4.76%	20		0		8		M,VP,SC	0		\$75.00
9040	ROCKY HILL	02/28/1949	Active	17	1	1	0	0.00%	17	29	0				VP,SC	1		
127325	Rocky Hill Veteran	04/21/2016	Active	4	0	2	-2	-33.33%	6	4	5			N	T,M,SC	0		
9042	SIMSBURY Exc Award (06/30/2018, 06/30/2023)	06/15/1965	Active	25	0	1	-1	-3.85%	27	36	3			R		1		\$170.00
9044	SOUTH WINDSOR Exc Award (06/30/2022)	06/08/1961	Active	38	3	0	3	8.57%	36		2			N	SC	0		\$1,850.00
9043	SOUTHINGTON	02/05/1942	Active	22	1	2	-1	-4.35%	24	23	3			N	SC	1		\$1,000.00
9045	SUFFIELD	04/29/1955	Active	5	0	1	-1	-16.67%	6	8	0				M,VP,SC	1		
9046	TERRYVILLE	06/27/1941	Active	92	1	1	0	0.00%	85	0	0			R	SC	0		\$160.00
105281	THOMASTON	04/20/2009	Active	25	1	3	-2	-7.41%	28	3	1		None	R	P,M	24+	90+ Days	
9048	TORRINGTON	11/30/1925	Active	29	3	4	-1	-3.33%	32	32	0			N	M,SC	0		
9049	UNIONVILLE	11/29/1941	Active	19	0	0	0	0.00%	19		10		4	R	T,M,VP,SC	N/R		\$100.00
9050	WASHINGTON	05/31/1941	Active	37	1	0	1	2.78%	35		2		15	N	M	24+		
9051	WATERTOWN Exc Award (06/30/2023)	10/25/1949	Active	41	1	1	0	0.00%	41	0	1		2	R	M,SC	8		\$5.00
140049	West Hartford Lumbini Exc Award (06/30/2021)	10/18/2019	Active	41	4	0	4	10.81%	36		4			N		10		\$1,000.00
9053	WETHERSFIELD	11/29/1949	Active	3	0	0	0	0.00%	4		8		8	R	M,SC	0		
9054	WINDSOR Exc Award (06/30/2021, 06/30/2022, 06/30/2023)	12/15/1949	Active	47	4	2	2	4.44%	45	14	0				VP	1		
9055	WINDSOR LOCKS	06/06/1942	Active	79	5	12	-7	-8.14%	94	12	0			N	SC	7		\$1,525.00



# Club Health Assessment for District 23 B through January 2025

			Status	Membership							Reports				Finance	LCIF	
Club Number	Club Name	Charter Date		Current Member Count	YTD Members Added	YTD Members Dropped	YTD Net Growth	YTD Net Growth%	Member Count 12 Months Ago	Avg. length of service for dropped members	Months Since Last MMR ***	Yrs. Since Last Officer Report	President Rotation	Vice President Reported ****	Months Since Last Activity Report ***	Account Balance	Donations for current Fiscal Year
			Number of times on status quo within last two years	If below 15 members appears				If net loss is greater than 20% appears			If no report in 3 months appears in	When more than one year appears in	Number of repeat terms	Notes the officers that do not have an active	If no report at 12 months appears in red		
Exc Award (06/30/2022)																	
9056	WINSTED	03/16/1960	Active	18	2	0	2	12.50%	16		4			N	M,VP,SC	0	\$25.00
Exc Award (06/30/2021)																	
9057	WOODBURY	04/08/1936	Active	61	4	1	3	5.17%	54	8	0			N		21	\$1,000.00
Exc Award (06/30/2022)																	

Clubs Cancelled Previous Fiscal Year – Clubs Cancelled within last 12 months may be reinstated

Club Number	Club Name	Charter Date	Current Status*	Cancellation Date
118811	HARTFORD SAINT LUCIAN	02/20/2013	Cancelled(8*)	12/29/2023

Current Total Clubs Count	YTD New Clubs Count	YTD Cancelled Clubs Count	YTD Net Club Gain	Current Total Members Count	YTD Add	YTD Drop	YTD Net Growth	YTD Net Growth %	Member Count 12 Months Ago	Average Member Count Per Club	% of Clubs with less than 20 members	% No MMR in 3 Months	% No Officer Report in 12 Months	% of Clubs with balance 90+ days	Number of Clubs in Status Quo	% Status Quo Clubs in Financial Suspension	Number of Cancelled Clubs	Average Cancelled Club Age	Members Lost Due to Cancellation	% of Clubs Cancelled for Non-Financial Reasons
56	1	0	1	1,775	100	101	-1	-0.06%	1,779	32	29%	34%	2%	5%	0	0%	0	0	0	0%

\* - P - Priority Club. Cancellation Reasons: 1-Objectives/conduct, 2-Non-active club, 5-Non-existing club, 6-Disbanding, 7-Merger, 8-Financial Suspension, 9-District/Multiple District Dues.

\*\* - Abbreviation: P-President, S-Secretary, T-Treasurer, M-Member Chairperson, VP-First Vice President, MC-Communications Chairperson, SC-Service Chairperson

\*\*\* - Abbreviation: N/R - Never reported using the Lions Clubs website, N/A - Not applicable, No password registered for the Lions Clubs website.

\*\*\*\* - Abbreviation: N - New, IP - Immediate Past, R - Repeat.





# Club Health Assessment for District 23 C through January 2025

			Status	Membership							Reports					Finance		LCIF
Club Number	Club Name	Charter Date		Current Member Count	YTD Members Added	YTD Members Dropped	YTD Net Growth	YTD Net Growth%	Member Count 12 Months Ago	Avg. length of service for dropped members	Months Since Last MMR ***	Yrs. Since Last Officer Report	President Rotation	Vice President Reported ****	Months Since Last Activity Report ***	Account Balance	Donations for current Fiscal Year	
			Number of times on status quo within last two years	If below 15 members appears				If net loss is greater than 20% appears			If no report in 3 months appears in	When more than one year appears in	Number of repeat terms	Notes the officers that do not have an active	If no report at 12 months appears in red			
Clubs less than two years old																		
179958	Chaplin Veterans	12/19/2024	Newly Chartered	21	21	0	21	100.00%	0		1			N	M,SC	N/A		
179116	Comstock Regional	10/17/2024	Newly Chartered	25	27	2	25	100.00%	0	0	0			N	M,SC	0	\$120.00	
179953	Willimantic Latino	12/18/2024	Newly Chartered	21	21	0	21	100.00%	0		0			N	M,SC	N/A		
Clubs more than two years old																		
32002	BOLTON	04/05/1976	Active	8	0	0	0	0.00%	8		10		6	R	M,SC	24+		
52895	BOLTON REGIONAL	04/16/1992	Active	16	1	0	1	6.67%	12		0		4	R	P,SC	14	\$200.00	
9059	CANTERBURY	06/12/1972	Active	31	2	0	2	6.90%	29		4			R	P,SC	1	\$1,053.00	
Exc Award (06/30/2017, 06/30/2022, 06/30/20)																		
9060	CLINTON	09/26/1950	Active	41	0	0	0	0.00%	41		0		2	R	M,SC	14	\$1,000.00	
Exc Award (06/30/2021, 06/30/2022)																		
9061	COLCHESTER	08/02/1949	Active	83	5	5	0	0.00%	79	7	0			N	M,SC	1	\$1,609.72	
Exc Award (06/30/2016, 06/30/2017, 06/30/20)																		
9062	COLUMBIA	05/23/1955	Active	33	1	1	0	0.00%	30	1	0			N	M,SC	11	\$850.00	
Exc Award (06/30/2017)																		
9063	COVENTRY	09/30/1952	Active	30	6	2	4	15.38%	27	1	1		3	R	SC	0	\$650.00	
138089	Cromwell CT	02/13/2020	Active	25	0	0	0	0.00%	18		6		4	R		0	\$892.50	
Exc Award (06/30/2022, 06/30/2023, 06/30/20)																		
9065	DANIELSON	04/01/1954	Active	19	0	0	0	0.00%	17		0			R	M,SC	1	\$510.00	
Exc Award (06/30/2018)																		
9066	DEEP RIVER-CHESTER	09/01/1950	Active	18	3	1	2	12.50%	15	3	0		2	R	P,SC	24+	\$50.00	
9067	DURHAM	10/24/1951	Active	13	1	0	1	8.33%	12		7		16		VP,SC	2	\$1,250.00	
9068	EAST HADDAM	02/21/1955	Active	29	0	0	0	0.00%	31		9		6		M,VP,SC	10	\$2,000.00	
52684	EAST HADDAM COMMUNITY	03/13/1992	Active	54	5	3	2	3.85%	52	4	1			N	SC	0	\$1,594.00	
Exc Award (06/30/2018, 06/30/2023)																		
9069	EAST HAMPTON	03/30/1957	Active	49	1	0	1	2.08%	42		2		2	R	M,SC	1	\$10,660.47	



# Club Health Assessment for District 23 C through January 2025

			Status	Membership							Reports					Finance		LCIF
Club Number	Club Name	Charter Date		Current Member Count	YTD Members Added	YTD Members Dropped	YTD Net Growth	YTD Net Growth%	Member Count 12 Months Ago	Avg. length of service for dropped members	Months Since Last MMR ***	Yrs. Since Last Officer Report	President Rotation	Vice President Reported ****	Months Since Last Activity Report ***	Account Balance	Donations for current Fiscal Year	
			Number of times on status quo within last two years	If below 15 members appears				If net loss is greater than 20% appears			If no report in 3 months appears in	When more than one year appears in	Number of repeat terms	Notes the officers that do not have an active	If no report at 12 months appears in red			
Exc Award (06/30/2022)																		
103885	EASTERN CONNECTICUT ASIAN AND AMERICAN L C	11/03/2008	P- Active	9	2	0	2	28.57%	7		5		6	R SC	7		\$1,000.00	
141872	Eastern Connecticut Virtual	06/26/2020	Active	7	1	2	-1	-12.50%	11	3	1			R M,SC	17		\$40.00	
127444	Ellington Centennial	05/06/2016	Active	12	1	2	-1	-7.69%	12	19	0		None	P,VP,SC	8			
Exc Award (06/30/2023)																		
9070	ESSEX	08/24/1950	Active	50	4	4	0	0.00%	50	23	2		3	N SC	0	90+ Days	\$2,600.00	
9071	FRANKLIN	03/18/1968	Active	17	0	0	0	0.00%	16		9		16	T,VP,SC	2		\$125.00	
Exc Award (06/30/2022)																		
9073	HADDAM	09/12/1951	Active	6	0	0	0	0.00%	6		6			T,VP,SC	0			
9074	HEBRON	12/03/1969	Active	60	0	1	-1	-1.64%	59	12	1		2	N SC	9		\$20,060.00	
Exc Award (06/30/2021)																		
9075	KILLINGWORTH	11/18/1970	Active	59	2	4	-2	-3.28%	64	5	1			VP,SC	0		\$2,630.00	
Exc Award (06/30/2018, 06/30/2019, 06/30/20)																		
9076	LEBANON	01/31/1952	Active	50	2	4	-2	-3.85%	47	14	0			N	4		\$1,050.00	
Exc Award (06/30/2024)																		
9077	LEDYARD	08/11/1960	Active	36	5	0	5	16.13%	28		1			N	0		\$552.00	
Exc Award (06/30/2023, 06/30/2024)																		
129793	LISBON-GRISWOLD CENTENNIAL	01/13/2017	Active	18	0	0	0	0.00%	19		7		3	R M	2		\$517.50	
Exc Award (06/30/2021)																		
9078	LYME OLD LYME L C	04/11/1972	Active	37	4	4	0	0.00%	28	26	0			M,VP,SC	20		\$1,095.00	
Exc Award (06/30/2022)																		
9097	MANSFIELD	04/07/1952	Active	15	2	0	2	15.38%	13		2		8	M,VP,SC	2	90+ Days	\$1,250.00	
Exc Award (06/30/2022)																		
9079	MIDDLEFIELD	05/11/1956	Active	31	0	3	-3	-8.82%	35	8	0			VP,SC	10		\$1,044.00	
9080	MIDDLETOWN	05/28/1929	Active	12	0	0	0	0.00%	12		0		2	R M,SC	3		\$1,000.00	
Exc Award (06/30/2018, 06/30/2019, 06/30/20)																		
9081	MONTVILLE	06/11/1958	Active	16	1	1	0	0.00%	17	7	1		5	N SC	8		\$482.97	
Exc Award (06/30/2018)																		




# Club Health Assessment for District 23 C through January 2025

			Status	Membership							Reports					Finance	LCIF	
Club Number	Club Name	Charter Date		Current Member Count	YTD Members Added	YTD Members Dropped	YTD Net Growth	YTD Net Growth%	Member Count 12 Months Ago	Avg. length of service for dropped members	Months Since Last MMR ***	Yrs. Since Last Officer Report	President Rotation	Vice President Reported ****	Months Since Last Activity Report ***	Account Balance	Donations for current Fiscal Year	
			Number of times on status quo within last two years	If below 15 members appears					If net loss is greater than 20% appears			If no report in 3 months appears in	When more than one year appears in	Number of repeat terms	Notes the officers that do not have an active	If no report at 12 months appears in red		
52745	MONTVILLE MOHEGAN-PEQUOT	03/27/1992	Active	17	0	0	0	0.00%	14		6				VP,SC	3		\$10.00
Exc Award (06/30/2016, 06/30/2022, 06/30/20																		
9083	MYSTIC	09/15/1949	Active	44	0	1	-1	-2.22%	30	3	0		2	N	SC	10		\$1,858.00
Exc Award (06/30/2017)																		
9084	NEW LONDON	08/15/1922	Active	18	0	0	0	0.00%	19		8		3	N	SC	19		\$100.00
Exc Award (06/30/2021, 06/30/2022)																		
9085	NIANTIC	08/23/1949	Active	64	2	1	1	1.59%	61	27	2			N	SC	0		\$2,475.00
Exc Award (06/30/2021, 06/30/2022)																		
9086	NORTH STONINGTON	03/27/1967	Active	29	1	1	0	0.00%	33	14	0				VP,SC	2		\$1,610.00
Exc Award (06/30/2017, 06/30/2018, 06/30/20																		
9087	NORWICH	04/11/1939	Active	11	0	0	0	0.00%	9		7		2		M,VP,SC	2		\$350.00
Exc Award (06/30/2024)																		
9089	OLD SAYBROOK	06/27/1950	Active	32	0	1	-1	-3.03%	30	32	0			N	SC	0		\$2,634.25
Exc Award (06/30/2022, 06/30/2024)																		
9090	PAWCATUCK	10/25/1950	Active	31	0	1	-1	-3.13%	32	24	4		2	R	SC	2		\$810.00
Exc Award (06/30/2022)																		
9082	PLAINFIELD	12/13/1951	Active	29	1	3	-2	-6.45%	30	11	3		3	N	SC	0		\$362.00
Exc Award (06/30/2022, 06/30/2023, 06/30/20																		
9091	POMFRET	09/09/1954	Active	26	0	0	0	0.00%	26		10		2	R	T,M,SC	24+		
Exc Award (06/30/2022)																		
135479	Portland	06/29/2018	Active	25	1	0	1	4.17%	24		1			N	M	0		\$743.48
Exc Award (06/30/2019, 06/30/2020, 06/30/20																		
9093	PUTNAM	09/29/1949	Active	56	1	4	-3	-5.08%	57	10	0			N	SC	3		\$1,004.00
Exc Award (06/30/2019, 06/30/2020, 06/30/20																		
9094	SALEM	05/17/1973	Active	31	0	2	-2	-6.06%	29	7	0			R	SC	2		\$150.00
Exc Award (06/30/2021, 06/30/2023, 06/30/20																		
9095	SOMERS	01/30/1953	Active	18	1	0	1	5.88%	15		6		7	R	M,SC	0		
Exc Award (06/30/2024)																		
9096	STAFFORD	07/30/1951	Active	22	0	3	-3	-12.00%	25	11	0				VP,SC	2		\$800.00



## Club Health Assessment for District 23 C through January 2025

			Status	Membership							Reports					Finance		LCIF
Club Number	Club Name	Charter Date		Current Member Count	YTD Members Added	YTD Members Dropped	YTD Net Growth	YTD Net Growth%	Member Count 12 Months Ago	Avg. length of service for dropped members	Months Since Last MMR ***	Yrs. Since Last Officer Report	President Rotation	Vice President Reported ****	Months Since Last Activity Report ***	Account Balance	Donations for current Fiscal Year	
			Number of times on status quo within last two years	If below 15 members appears					If net loss is greater than 20% appears		If no report in 3 months appears in	When more than one year appears in	Number of repeat terms	Notes the officers that do not have an active	If no report at 12 months appears in red			
Exc Award (06/30/2021, 06/30/2022)																		
60877	TAFTVILLE	06/15/1998	Active	16	0	0	0	0.00%	16		12		3	M,VP,SC	11		\$100.00	
Exc Award (06/30/2016, 06/30/2017, 06/30/2020)																		
9099	THOMPSON	04/29/1953	Active	37	0	0	0	0.00%	37		3			R P,SC	8		\$1,132.00	
Exc Award (06/30/2023)																		
9100	TOLLAND	11/10/1969	Active	28	0	1	-1	-3.45%	28	45	0		2	M,VP,SC	3		\$2,254.00	
Exc Award (06/30/2017, 06/30/2024)																		
133871	Vernon-Rockville	04/10/2018	Active	6	1	2	-1	-14.29%	7	4	0		None	P,S,T,M,VP SC	0			
Exc Award (06/30/2021)																		
53387	WATERFORD REGIONAL	06/30/1992	Active	22	0	1	-1	-4.35%	26	7	3			N M,SC	0		\$413.00	
Exc Award (06/30/2017, 06/30/2018, 06/30/2020)																		
9102	WILLIMANTIC	03/31/1941	Active	36	4	1	3	9.09%	34	8	2		3	N M,SC	9		\$340.00	
Exc Award (06/30/2022, 06/30/2023)																		
9103	WOODSTOCK	01/16/1956	Active	25	0	4	-4	-13.79%	29	21	3		None	N P	4		\$560.00	
Exc Award (06/30/2023)																		

Clubs Cancelled Previous Fiscal Year – Clubs Cancelled within last 12 months may be reinstated

Club Number	Club Name	Charter Date	Current Status*	Cancellation Date
9072	GROTON	09/24/1929	Cancelled(6*)	06/29/2024
109940	UNIVERSITY OF CT CAMPUS	12/20/2010	Cancelled(8*)	08/29/2023
9101	WATERFORD	06/11/1952	Cancelled(6*)	05/29/2024

Current Total Clubs Count	YTD New Clubs Count	YTD Cancelled Clubs Count	YTD Net Club Gain	Current Total Members Count	YTD Add	YTD Drop	YTD Net Growth	YTD Net Growth %	Member Count 12 Months Ago	Average Member Count Per Club	% of Clubs with less than 20 members	% No MMR in 3 Months	% No Officer Report in 12 Months	% of Clubs with balance 90+ days	Number of Clubs in Status Quo	% Status Quo Clubs in Financial Suspension	Number of Cancelled Clubs	Average Cancelled Club Age	Members Lost Due to Cancellation	% of Clubs Cancelled for Non-Financial Reasons
55	3	0	3	1,574	130	65	65	4.31%	1,448	29	36%	36%	0%	4%	0	0%	0	0	0	0%



Club Health Assessment for District 23 C through January 2025

			Status	Membership							Reports					Finance	LCIF
Club Number	Club Name	Charter Date		Current Member Count	YTD Members Added	YTD Members Dropped	YTD Net Growth	YTD Net Growth%	Member Count 12 Months Ago	Avg. length of service for dropped members	Months Since Last MMR ***	Yrs. Since Last Officer Report	President Rotation	Vice President Reported ****	Months Since Last Activity Report ***	Account Balance	Donations for current Fiscal Year
			Number of times on status quo within last two years	If below 15 members appears				If net loss is greater than 20% appears			If no report in 3 months appears in	When more than one year appears in	Number of repeat terms	Notes the officers that do not have an active	If no report at 12 months appears in red		

\* - P - Priority Club. Cancellation Reasons: 1-Objectives/conduct, 2-Non-active club, 5-Non-existing club, 6-Disbanding, 7-Merger, 8-Financial Suspension, 9-District/Multiple District Dues.  
\*\* - Abbreviation: P-President, S-Secretary, T-Treasurer, M-Member Chairperson, VP-First Vice President, MC-Communications Chairperson, SC-Service Chairperson  
\*\*\* - Abbreviation: N/R - Never reported using the Lions Clubs website, N/A - Not applicable, No password registered for the Lions Clubs website.  
\*\*\*\* - Abbreviation: N - New, IP - Immediate Past, R - Repeat.